

Station Information **Richmond, CA - [Data Disclaimer](#)**

Richmond, CA: [Data Inventory](#)

Tide / Water Data
Station ID: **9414863**

[Page Help](#)

Tide Predictions

Meteorological Observations

NOAA/NOS/CO-OPS
Wind Speed/Gusts/Dir
9414863 Richmond, CA
from 2003/04/13 - 2003/04/13

Nearby Stations

- [San Francisco, CA](#)
- [Oakland Middle Har](#)
- [Alameda, CA](#)
- [ALAMEDA, HIGH STREE](#)
- [Port Chicago, CA](#)
- [Redwood City, CA](#)
- [Point Reyes, CA](#)
- [Monterey, CA](#)
- [Arenas Cove, CA](#)
- [Port San Luis, CA](#)
- [North Spit, CA](#)

Current Data

Meteorological Observations

Conductivity

PORTS

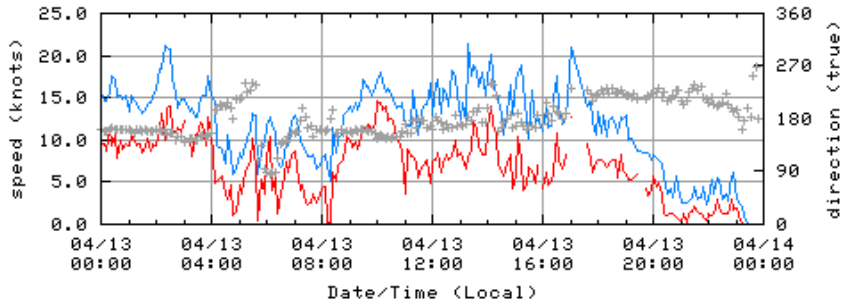
Operational Forecast System

Bench Mark Sheets

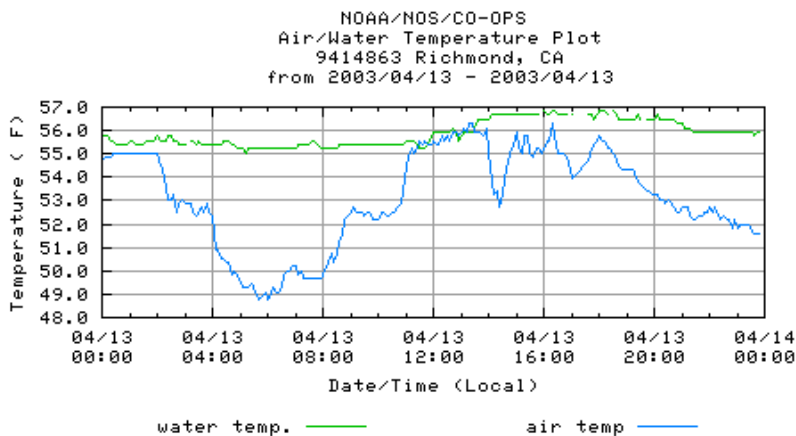
Datums

Harmonic Constituents

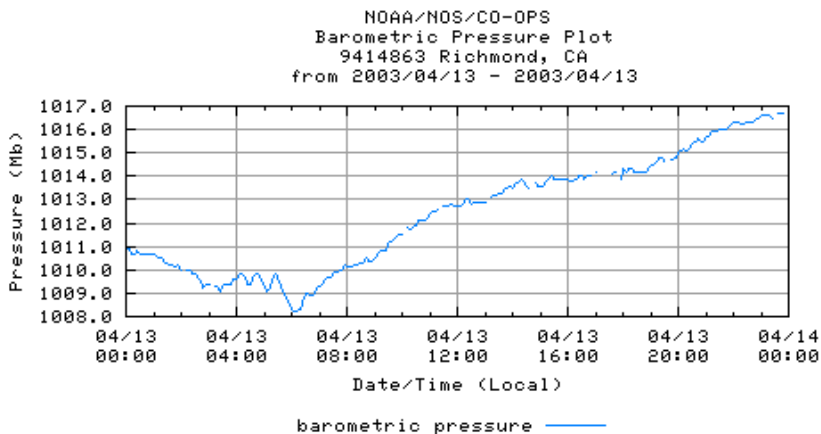
Sea Level Trends



[Click here for a larger plot](#)



[Click here for a larger plot](#)



[Click here for a larger plot](#)

Begin Date: Apr 13 2003
End Date:

Interval: Six minute

Data Units:
 Fahrenheit - knots
 Celsius - m/sec

Time Zone:
 Local
 GMT

Apr 13 2003 

LST

[View Plot](#)

[View Data](#)

[Reset](#)

[Disclaimers](#)
11/23/2005

[Contact Us](#)

[Privacy Policy](#)

[home](#) | [products](#) | [programs](#) | [partnerships](#) | [education](#) | [help](#)

[About CO-OPS](#)

[For CO-OPS Employees Only](#)

[Revised:](#)

NOAA / National Ocean
Service



Station Information
Richmond, CA
 Station ID: **9414863**
 Tide Data

Richmond, CA: [Data Inventory](#)
[Page Help](#)

Meteorological Observations

Tide Predictions

Current Data [Center for Operational Oceanographic Products and Services Data Disclaimer](#)

Meteorological Observations
 Conductivity
 These raw data have not been subjected to the National Ocean Service's quality control or quality assurance procedures and do not meet the criteria and standards of official National Ocean Service data. They are released for limited public use as preliminary data to be used only with appropriate caution.

PORTS

[Click HERE for printable listing](#)

Operational Forecast System

Bench Mark Sheets

Meteorological Observations


Station	Date	Time	Wind Sp	Wind Dr	Wind Gt	Air Tmp	H2O Tmp	Baro Pr
9414863	20030413	00:00	9.525	163.000	15.745	54.68	55.76	1010.80
9414863	20030413	00:06	9.525	158.000	14.579	54.86	55.76	1010.90
9414863	20030413	00:12	8.747	160.000	14.579	54.86	55.76	1010.70
9414863	20030413	00:18	11.469	161.000	15.745	54.86	55.58	1010.70
9414863	20030413	00:24	9.330	164.000	17.495	55.04	55.58	1010.80
9414863	20030413	00:30	10.691	162.000	17.106	55.04	55.40	1010.70
9414863	20030413	00:36	7.775	163.000	14.968	55.04	55.40	1010.70
9414863	20030413	00:42	9.914	161.000	15.356	55.04	55.40	1010.70
9414863	20030413	00:48	8.942	163.000	14.773	55.04	55.40	1010.70
9414863	20030413	00:54	9.525	162.000	15.162	55.04	55.40	1010.70
9414863	20030413	01:00	9.330	161.000	13.412	55.04	55.58	1010.70
9414863	20030413	01:06	10.497	160.000	15.356	55.04	55.58	1010.60
9414863	20030413	01:12	9.914	156.000	14.579	55.04	55.40	1010.50
9414863	20030413	01:18	9.330	161.000	14.190	55.04	55.40	1010.50
9414863	20030413	01:24	9.525	161.000	13.607	55.04	55.40	1010.30
9414863	20030413	01:30	8.553	160.000	13.218	55.04	55.40	1010.30
9414863	20030413	01:36	9.330	163.000	13.607	55.04	55.58	1010.20
9414863	20030413	01:42	10.108	158.000	14.190	55.04	55.58	1010.20
9414863	20030413	01:48	8.747	160.000	14.384	55.04	55.58	1010.10
9414863	20030413	01:54	9.525	160.000	15.162	55.04	55.58	1010.20
9414863	20030413	02:00	9.330	162.000	16.134	55.04	55.76	1010.00
9414863	20030413	02:06	11.274	162.000	18.466	54.50	55.58	
9414863	20030413	02:12	13.218	159.000	18.466	54.32	55.58	1010.00
9414863	20030413	02:18	9.914	162.000	21.188	53.60	55.58	1010.00
9414863	20030413	02:24	13.801	153.000	20.993	53.06	55.76	1009.80
9414863	20030413	02:30	13.996	156.000	20.799	53.06	55.76	1009.80
9414863	20030413	02:36	11.274	156.000	17.106	53.24	55.58	1009.70
9414863	20030413	02:42	11.080	143.000	15.551	52.52	55.58	1009.50
9414863	20030413	02:48	11.469	149.000	13.801	52.88	55.40	1009.20
9414863	20030413	02:54	11.080	148.000	14.773	53.06	55.40	1009.40
9414863	20030413	03:00	12.246	140.000	14.773	52.88	55.40	1009.40
9414863	20030413	03:06						
9414863	20030413	03:12	10.302	145.000	13.412	52.88	55.58	1009.30
9414863	20030413	03:18	7.970	146.000	13.801	52.52	55.58	1009.30


9414863	20030413	03:24	10.497	144.000	12.635	52.34	55.40	1009.10
9414863	20030413	03:30	10.497	144.000	12.635	52.52	55.58	1009.30
9414863	20030413	03:36	12.052	151.000	14.968	52.70	55.40	1009.40
9414863	20030413	03:42	11.857	153.000	15.162	52.52	55.40	1009.40
9414863	20030413	03:48	9.330	150.000	15.356	52.88	55.40	1009.40
9414863	20030413	03:54	12.635	152.000	17.495	52.52	55.40	1009.60
9414863	20030413	04:00	10.886	156.000	15.356	52.34	55.40	1009.60
9414863	20030413	04:06	4.860	195.000	14.384	50.90	55.40	1009.80
9414863	20030413	04:12	5.054	195.000	9.330	50.90	55.40	1009.80
9414863	20030413	04:18	5.443	203.000	9.136	50.54	55.40	1009.70
9414863	20030413	04:24	5.637	201.000	8.747	50.54	55.58	1009.40
9414863	20030413	04:30	3.499	201.000	7.192	50.36	55.58	1009.40
9414863	20030413	04:36	2.916	208.000	10.497	50.36	55.58	1009.70
9414863	20030413	04:42	4.665	197.000	7.970	49.82	55.40	1009.80
9414863	20030413	04:48	0.972	181.000	5.832	50.00	55.40	1009.80
9414863	20030413	04:54	1.555	215.000	6.803	49.82	55.22	1009.60
9414863	20030413	05:00	4.665	214.000	8.553	49.46	55.22	1009.20
9414863	20030413	05:06	3.693	218.000	7.775	49.28	55.22	1009.10
9414863	20030413	05:12	6.415	240.000	9.330	49.28	55.04	1009.20
9414863	20030413	05:18	6.803	226.000	10.108	49.28	55.22	1009.60
9414863	20030413	05:24	7.387	228.000	11.274	49.46	55.22	1009.80
9414863	20030413	05:30	10.108	240.000	13.218	49.28	55.22	1009.70
9414863	20030413	05:36	6.998	237.000	12.829	48.92	55.22	1009.30
9414863	20030413	05:42	0.389	110.000	6.026	48.74	55.22	1009.10
9414863	20030413	05:48	5.248	134.000	8.747	48.92	55.22	1008.80
9414863	20030413	05:54	3.499	94.000	9.914	49.10	55.22	1008.50
9414863	20030413	06:00	7.970	88.000	11.663	48.74	55.22	1008.30
9414863	20030413	06:06	10.302	85.000	12.635	49.10	55.22	1008.20
9414863	20030413	06:12	4.082	87.000	11.663	49.28	55.22	1008.20
9414863	20030413	06:18	5.637	89.000	10.886	49.10	55.22	1008.30
9414863	20030413	06:24	1.166	114.000	7.387	49.10	55.22	1008.60
9414863	20030413	06:30	3.888	138.000	6.803	49.28	55.22	1009.00
9414863	20030413	06:36	4.471	139.000	7.192	49.82	55.22	1009.00
9414863	20030413	06:42	7.387	140.000	9.525	50.00	55.22	1008.90
9414863	20030413	06:48	6.220	149.000	9.330	50.00	55.22	1008.90
9414863	20030413	06:54	8.359	156.000	12.246	50.18	55.22	1009.20
9414863	20030413	07:00	8.747	155.000	13.024	50.18	55.22	1009.30
9414863	20030413	07:06	6.609	160.000	12.246	49.82	55.40	1009.40
9414863	20030413	07:12	4.082	178.000	9.719	50.00	55.40	1009.60
9414863	20030413	07:18	4.665	197.000	9.525	49.64	55.40	1009.70
9414863	20030413	07:24	2.527	183.000	8.553	49.64	55.40	1009.70
9414863	20030413	07:30	2.333	166.000	7.970	49.64	55.40	1009.80
9414863	20030413	07:36	2.527	167.000	7.970	49.64	55.58	1009.90
9414863	20030413	07:42	3.499	151.000	8.164	49.64	55.58	1009.90
9414863	20030413	07:48	2.527	163.000	6.609	49.64	55.40	1010.00
9414863	20030413	07:54	3.499	163.000	6.998	49.64	55.22	1010.20
9414863	20030413	08:00	4.276	158.000	7.775	49.82	55.22	1010.10
9414863	20030413	08:06	4.471	159.000	8.164	50.18	55.22	1010.10
9414863	20030413	08:12	0.194	162.000	6.803	50.36	55.22	1010.10
9414863	20030413	08:18	0.194	181.000	5.054	50.72	55.22	1010.20
9414863	20030413	08:24	6.220	194.000	11.469	50.36	55.22	1010.20
9414863	20030413	08:30	5.054	156.000	8.553	50.72	55.22	1010.30
9414863	20030413	08:36	6.998	155.000	10.108	51.26	55.40	1010.30
9414863	20030413	08:42	7.387	161.000	10.497	51.62	55.40	1010.50
9414863	20030413	08:48	7.581	156.000	12.829	52.16	55.40	1010.40
9414863	20030413	08:54	10.302	158.000	13.412	52.34	55.40	1010.40
9414863	20030413	09:00	9.914	158.000	13.996	52.52	55.40	1010.50
9414863	20030413	09:06	9.136	157.000	13.412	52.70	55.40	1010.70
9414863	20030413	09:12	9.719	162.000	14.384	52.52	55.40	1010.80
9414863	20030413	09:18	8.942	159.000	13.607	52.52	55.40	1010.80
9414863	20030413	09:24	10.497	161.000	14.773	52.52	55.40	1010.80
9414863	20030413	09:30	11.663	161.000	17.106	52.34	55.40	1011.10
9414863	20030413	09:36	10.886	162.000	16.328	52.52	55.40	1011.20
9414863	20030413	09:42	11.857	159.000	16.328	52.52	55.40	1011.30
9414863	20030413	09:48	11.274	158.000	15.356	52.16	55.40	1011.40
9414863	20030413	09:54	11.857	155.000	16.328	52.16	55.40	1011.50
9414863	20030413	10:00	14.579	147.000	16.911	52.16	55.40	1011.50


9414863	20030413	10:06	14.384	153.000	18.078	52.52	55.40	
9414863	20030413	10:12	13.607	151.000	16.911	52.52	55.40	1011.80
9414863	20030413	10:18	13.996	147.000	15.745	52.34	55.40	1011.70
9414863	20030413	10:24	12.246	148.000	16.134	52.34	55.40	1011.80
9414863	20030413	10:30	12.441	146.000	15.356	52.52	55.40	1011.90
9414863	20030413	10:36	12.246	148.000	14.773	52.52	55.40	1012.10
9414863	20030413	10:42	10.108	151.000	13.801	52.70	55.40	1012.10
9414863	20030413	10:48	9.330	151.000	13.996	52.88	55.40	1012.10
9414863	20030413	10:54	8.553	159.000	14.384	53.42	55.40	1012.20
9414863	20030413	11:00	3.499	170.000	11.469	54.50	55.58	1012.40
9414863	20030413	11:06	8.942	156.000	11.857	54.86	55.58	1012.50
9414863	20030413	11:12	7.970	156.000	11.663	55.22	55.58	1012.50
9414863	20030413	11:18	7.970	178.000	15.939	55.04	55.58	1012.60
9414863	20030413	11:24	7.192	166.000	13.024	55.22	55.40	
9414863	20030413	11:30	5.443	181.000	10.691	55.58	55.22	1012.70
9414863	20030413	11:36	6.803	176.000	13.412	55.40	55.22	1012.70
9414863	20030413	11:42	6.998	178.000	13.996	55.58	55.22	1012.70
9414863	20030413	11:48	7.581	166.000	14.190	55.40	55.40	1012.80
9414863	20030413	11:54	4.860	169.000	16.717	55.40	55.76	1012.70
9414863	20030413	12:00	7.387	163.000	13.024	55.58	55.94	1012.70
9414863	20030413	12:06	7.581	183.000	16.717	55.40	55.94	1012.70
9414863	20030413	12:12	8.553	178.000	17.106	55.40	55.94	1012.80
9414863	20030413	12:18	6.220	173.000	13.218	55.76	55.94	1013.00
9414863	20030413	12:24	7.387	162.000	16.134	55.58	55.94	1013.00
9414863	20030413	12:30	8.359	172.000	15.551	55.76	55.94	1012.80
9414863	20030413	12:36	7.581	164.000	13.996	55.58	55.94	1012.90
9414863	20030413	12:42	7.970	166.000	18.272	55.94	56.12	1012.90
9414863	20030413	12:48	9.914	186.000	17.300	55.94	55.94	1012.90
9414863	20030413	12:54	7.970	169.000	15.551	55.76	55.58	1012.90
9414863	20030413	13:00	8.553	171.000	12.441	55.94	55.76	1012.90
9414863	20030413	13:06	7.775	168.000	14.384	56.12	55.94	
9414863	20030413	13:12	6.609	170.000	12.052	55.94	55.94	1013.10
9414863	20030413	13:18	7.970	184.000	21.382	56.30	55.94	1013.20
9414863	20030413	13:24	8.942	177.000	17.689	56.30	55.94	1013.20
9414863	20030413	13:30	12.246	192.000	18.855	55.94	56.12	1013.30
9414863	20030413	13:36	11.274	192.000	18.272		56.48	1013.30
9414863	20030413	13:42	9.136	197.000	16.328	55.94	56.48	1013.40
9414863	20030413	13:48	8.164	174.000	18.078	55.76	56.48	1013.50
9414863	20030413	13:54	8.359	174.000	15.356	56.12	56.48	1013.60
9414863	20030413	14:00	11.274	197.000	17.495	55.04	56.48	1013.50
9414863	20030413	14:06	13.996	242.000	20.216	53.78	56.66	1013.70
9414863	20030413	14:12	11.857	238.000	17.495	53.24	56.66	1013.70
9414863	20030413	14:18	10.497	220.000	15.356	53.42	56.66	1013.90
9414863	20030413	14:24	6.998	159.000	14.773	52.70	56.66	1013.80
9414863	20030413	14:30	6.220	165.000	13.024	53.24	56.66	1013.60
9414863	20030413	14:36	5.637	173.000	10.691	53.96	56.66	1013.50
9414863	20030413	14:42	7.387	180.000	13.412	54.68	56.66	
9414863	20030413	14:48	8.164	186.000	16.523	55.22	56.66	1013.70
9414863	20030413	14:54	4.276	165.000	12.829	55.40	56.66	1013.60
9414863	20030413	15:00	6.026	168.000	17.106	55.94	56.66	1013.60
9414863	20030413	15:06	10.302	189.000	18.078	55.22	56.66	1013.60
9414863	20030413	15:12	7.581	174.000	18.855	55.04	56.66	1013.80
9414863	20030413	15:18	4.082	169.000	16.523	55.76	56.66	1013.90
9414863	20030413	15:24	4.665	163.000	12.246	55.76	56.66	1014.00
9414863	20030413	15:30	6.803	168.000	10.108	55.04	56.66	1013.90
9414863	20030413	15:36	6.415	167.000	15.939	54.86	56.66	1013.90
9414863	20030413	15:42	4.860	166.000	11.469	55.22	56.66	1013.90
9414863	20030413	15:48	6.998	187.000	13.024	55.22	56.66	1013.90
9414863	20030413	15:54				55.04		1013.90
9414863	20030413	16:00	4.276	172.000	11.080	55.22	56.84	1013.90
9414863	20030413	16:06	6.220	208.000	13.801	55.58	56.66	1013.80
9414863	20030413	16:12	4.665	190.000	11.469	55.58	56.66	1013.80
9414863	20030413	16:18	5.054	178.000	11.663	56.30	56.84	1013.90
9414863	20030413	16:24	6.220	200.000	14.968	55.76	56.84	1014.00
9414863	20030413	16:30	10.886	193.000	17.495	55.04	56.66	1014.00
9414863	20030413	16:36	7.387	189.000	13.607	55.04	56.66	1013.90
9414863	20030413	16:42	6.609	181.000	11.857	55.04	56.66	1014.00

9414863	20030413	16:48	8.164	190.000	12.441	54.86	56.66	1014.00
9414863	20030413	16:54						
9414863	20030413	17:00	12.635	233.000	20.993	53.96	56.66	1014.20
9414863	20030413	17:06						
9414863	20030413	17:12						
9414863	20030413	17:18						
9414863	20030413	17:24						
9414863	20030413	17:30						
9414863	20030413	17:36	9.525	229.000	13.996	54.68	56.66	1014.10
9414863	20030413	17:42	7.581	223.000	14.579	55.22	56.66	1014.20
9414863	20030413	17:48	6.220	209.000	12.052	55.40	56.48	
9414863	20030413	17:54	7.387	219.000	10.691	55.58	56.66	1013.90
9414863	20030413	18:00	7.581	224.000	13.412	55.76	56.84	1014.30
9414863	20030413	18:06	7.581	230.000	10.886	55.58	56.84	1014.20
9414863	20030413	18:12	7.387	222.000	13.024	55.58	56.84	1014.30
9414863	20030413	18:18	6.803	232.000	10.302	55.22	56.66	1014.30
9414863	20030413	18:24	7.192	222.000	12.246	55.22		1014.20
9414863	20030413	18:30	7.581	232.000	12.635	55.04	56.84	1014.20
9414863	20030413	18:36	7.581	222.000	11.663	54.68	56.66	1014.20
9414863	20030413	18:42	5.443	225.000	10.886	54.50	56.48	1014.20
9414863	20030413	18:48	8.164	230.000	12.635	54.32	56.48	1014.20
9414863	20030413	18:54	6.415	224.000	12.441	54.32	56.48	1014.30
9414863	20030413	19:00	5.832	221.000	13.024	54.32	56.48	1014.50
9414863	20030413	19:06	5.248	221.000	9.914	54.32	56.48	1014.50
9414863	20030413	19:12	5.248	216.000	10.108	54.32	56.48	1014.60
9414863	20030413	19:18	5.443	224.000	9.525	54.14	56.48	1014.80
9414863	20030413	19:24	6.026	213.000	8.747	53.78	56.66	1014.80
9414863	20030413	19:30					56.48	1014.60
9414863	20030413	19:36						
9414863	20030413	19:42	4.276	213.000	8.553	53.42	56.48	1014.70
9414863	20030413	19:48	3.305	220.000	8.553	53.42	56.48	1014.70
9414863	20030413	19:54	4.082	222.000	7.581	53.24	56.48	1014.80
9414863	20030413	20:00	5.637	218.000	8.164	53.24	56.48	1015.00
9414863	20030413	20:06	4.471	225.000	7.775	53.24	56.66	1015.10
9414863	20030413	20:12	4.860	233.000	7.581	53.06	56.48	1015.20
9414863	20030413	20:18	3.499	217.000	7.192	53.06	56.48	1015.10
9414863	20030413	20:24	1.361	225.000	5.637	52.88	56.48	1015.20
9414863	20030413	20:30	0.972	212.000	3.693	53.06	56.48	1015.40
9414863	20030413	20:36	1.166	213.000	4.276		56.48	1015.50
9414863	20030413	20:42	1.361	219.000	3.110	52.70	56.48	1015.60
9414863	20030413	20:48	0.778	228.000	5.637	52.52	56.30	1015.50
9414863	20030413	20:54	0.583	230.000	4.471	52.52	56.30	1015.50
9414863	20030413	21:00	0.389	209.000	2.527	52.70	56.30	1015.70
9414863	20030413	21:06	1.166	203.000	2.527	52.70	56.12	1015.70
9414863	20030413	21:12	0.194	212.000	2.527	52.70	56.12	1015.90
9414863	20030413	21:18	1.166	226.000	2.721	52.34	56.12	1015.90
9414863	20030413	21:24	1.555	232.000	3.110	52.16	55.94	1015.90
9414863	20030413	21:30	2.138	238.000	4.471	52.16	55.94	1016.00
9414863	20030413	21:36	1.555	229.000	2.916	52.34	55.94	1016.00
9414863	20030413	21:42	1.361	234.000	3.110	52.34	55.94	1016.00
9414863	20030413	21:48	0.778	216.000	4.471	52.52	55.94	1016.10
9414863	20030413	21:54	0.389	214.000	2.333	52.52	55.94	1016.20
9414863	20030413	22:00	1.361	206.000	2.916	52.70	55.94	1016.30
9414863	20030413	22:06	0.972	218.000	5.248	52.52	55.94	1016.30
9414863	20030413	22:12	1.361	205.000	3.693	52.70	55.94	1016.30
9414863	20030413	22:18	2.916	201.000	5.443	52.34	55.94	1016.20
9414863	20030413	22:24	1.944	204.000	5.248	52.16	55.94	1016.20
9414863	20030413	22:30	1.166	207.000	2.916	52.34	55.94	1016.30
9414863	20030413	22:36	1.166	222.000	3.693	52.16	55.94	1016.30
9414863	20030413	22:42	1.361	204.000	2.721	52.16	55.94	1016.30
9414863	20030413	22:48	2.916	197.000	5.637	51.80	55.94	1016.50
9414863	20030413	22:54	1.749	193.000	6.220	52.16	55.94	1016.50
9414863	20030413	23:00	1.944	195.000	2.916	51.80	55.94	1016.60
9414863	20030413	23:06	0.972	184.000	2.527	51.98	55.94	1016.60
9414863	20030413	23:12	0.000	161.000	2.138	51.98	55.94	1016.60
9414863	20030413	23:18	0.000	177.000	0.778	51.98	55.94	1016.60
9414863	20030413	23:24	0.000	197.000	0.000	51.98	55.94	1016.50

9414863	20030413	23:30	0.000	182.000	0.000		55.94		
9414863	20030413	23:36	0.000	254.000	0.000	51.62	55.76	1016.70	
9414863	20030413	23:42	0.000	269.000	0.000	51.62	55.94	1016.70	
9414863	20030413	23:48	0.000	180.000	0.000	51.62	55.94	1016.70	

Begin Date:
 Apr 13 2003 

End Date:
 Apr 13 2003 

Interval:
 Six minute 

Data Units:
 Fahrenheit - knots
 Celsius - m/sec

Time Zone:
 Local
 GMT
 LST